

# ECOCRIB CONFIGURATION SHEET

COMPONENTS: CP-72070 (10.50 kgs) CP72096 (17.00kgs) CP72095 (22.00kgs) CP72127 (24.30kgs)



Block: 600x150x150mm



Top Pad: 600x600x58mm




Top Pad: 600x600x68mm



Base Pad: 650x650x68mm


**2-CRIB. CONFIG 1.**  
**CP72099**

- 2 x 2 Crib Set Up
- Weight (kg): 104.30
- Load Capacity (t): 140.00
- 6 x Cribbing Blocks
- 1 x Base Pad
- 1 x Top Pad



**2-CRIB. CONFIG 2.**  
**CP72100**

- 3 x 2 Crib Set Up
- Weight (kg): 125.30
- Load Capacity (t): 115.00
- 8 x Cribbing Blocks
- 1 x Base Pad
- 1 x Top Pad



**2-CRIB. CONFIG 3.**  
**CP72101**

- 4 x 2 Crib Set Up
- Weight (kg): 146.30
- Load Capacity (t): 105.00
- 10 x Cribbing Blocks
- 1 x Base Pad
- 1 x Top Pad




**2-CRIB. CONFIG 4.**  
**CP72102**

- 5 x 2 Crib Set Up
- Weight (kg): 167.30
- Load Capacity (t): 95.00
- 12 x Cribbing Blocks
- 1 x Base Pad
- 1 x Top Pad




**2-CRIB. CONFIG 5.**  
**CP72103**

- 6 x 2 Crib Set Up
- Weight (kg): 188.30
- Load Capacity (t): 85.00
- 14 x Cribbing Blocks
- 1 x Base Pad
- 1 x Top Pad



**2-CRIB. CONFIG 6.**  
**CP72104**

- 7 x 2 Crib Set Up
- Weight (kg): 209.30
- Load Capacity (t): 75.00
- 16 x Cribbing Blocks
- 1 x Base Pad
- 1 x Top Pad



**2-CRIB. CONFIG 7.**  
**CP72105**

- 8 x 2 Crib Set Up
- Weight (kg): 230.30
- Load Capacity (t): 65.00
- 18 x Cribbing Blocks
- 1 x Base Pad
- 1 x Top Pad (CP72095)



**2-CRIB. CONFIG 8.**  
**CP72106**

- 9 x 2 Crib Set Up
- Weight (kg): 251.30
- Load Capacity (t): 55.00
- 20 x Cribbing Blocks
- 1 x Base Pad
- 1 x Top Pad (CP72095)

